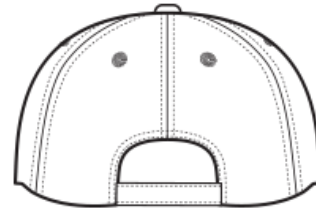
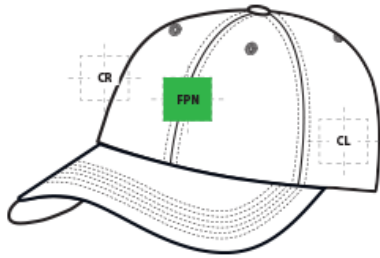


DECORATION SPEC SHEET

PORT AUTHORITY

C851 Port Authority® Camouflage Cap



FRONT DECORATION DIMENSIONS

FPN	Front Panel	1.5" H x 5"W (max size)	Primary
------------	-------------	-------------------------	---------

SIDE DECORATION DIMENSIONS

CL	Cap Left	1.5"H x 2.75"W (max size)	
CR	Cap Right	1.5"H x 2.75"W (max size)	

Decoration range is dependent on product, decoration method and equipment used. Allow for 1/8" per size. Sizing is based off: Adult-L, Women's-M, Youth-L, Girls-M. Please consult with your decorator or supplier.

DECORATION TECHNIQUES



EMBROIDERY



SCREEN PRINTING



HEAT TRANSFERS



PAD PRINTING

DECORATION SPEC SHEET

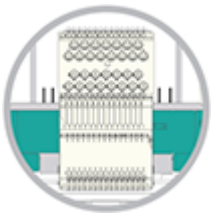
PORT AUTHORITY

C851 Port Authority® Camouflage Cap

ESSENTIAL PRODUCT INFORMATION

Due to the nature of pigment dye fabrics, a low cure cotton plastisol with a catalyst additive is required for proper ink adhesion. A grey barrier under base is needed to block the pigment dye from releasing and migrating. Fabric should not exceed 320 degrees. Please consult with your decorator or material supplier.

TIPS FROM OUR EXPERTS BY DECORATION TECHNIQUE



EMBROIDERY

Embroidery is the art of embellishing a piece of apparel with a needle and thread or yarn creating stunning visual representations of various types of art. This is achieved by converting logos in a digitizing software and using various stitch patterns, angles, density and stitch types to create depth, movement and detail. Thread can be made from many materials. The most commonly used threads are polyester and rayon. There are also options such as metallic, cotton, nylon, silk and even Nomex thread for fire resistance. Embroidery has a very high-perceived value and is popular for use on most apparel, bags, hats, luggage, blankets and more!



SCREEN PRINTING

An imprinting method in which the image is transferred to the fabric. Ink is squeegeed through a stenciled screen stretched over a frame and then cured in a dryer.

Due to the nature of pigment dye fabrics, a low cure cotton plastisol with a catalyst additive is required for proper ink adhesion. A grey or black barrier bleed blocker is suggested; Please consult with your decorator, equipment, and consumable supplier For best results on a sublimated or camo pattern, use black bleed blocker under base



HEAT TRANSFERS

A graphic, name and or number applied to a textile with a heat press. Great for quantities of any size, sports name and numbering, fashion, performance wear, print on demand programs and on-site decorating events.

Heat transfers with low cure adhesive and bleed blockers are required for this product. For best results on a sublimated or camo pattern, use low-cure black bleed blocker



PAD PRINTING

Pad printing uses a soft silicone pad to transfer an image taken from a plate etched with a reversed logo, similar to a rubber stamp. Images can be very small and detailed and can be up to 5½ inches in diameter. Pad printers are capable of printing up to six colors, however most industry printers use one to two colors at most when printing on apparel. Pad printing is a popular trend for tagless label printing. The prints are soft, durable and capable of high and low volume production. Pad printing is great

DECORATION SPEC SHEET

PORT AUTHORITY.

C851 Port Authority® Camouflage Cap

for sling bags, totes and other items that are difficult to decorate, as well as styles that are heat sensitive.