
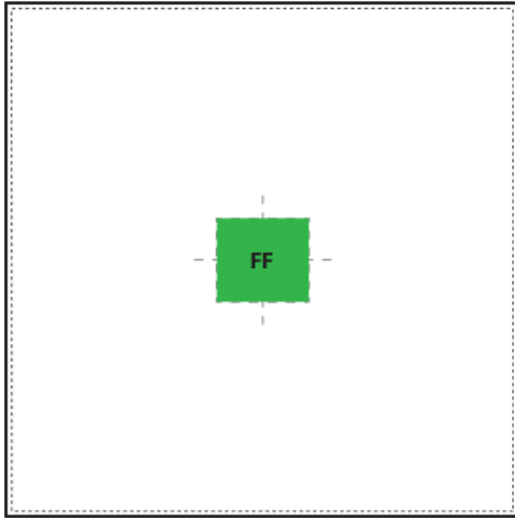


DECORATION SPEC SHEET

PORT AUTHORITY

C965 Port Authority® Large Bandana



FRONT DECORATION DIMENSIONS

FF	Full Front	23"HX23"W	Primary
-----------	------------	-----------	---------

BACK DECORATION DIMENSIONS

FB	Full Back	23"HX23"W	
-----------	-----------	-----------	--

Decoration range is dependent on product, decoration method and equipment used. Allow for 1/8" per size. Sizing is based off: Adult-L, Women's-M, Youth-L, Girls-M. Please consult with your decorator or supplier.

DECORATION TECHNIQUES



EMBROIDERY



SCREEN PRINTING



HEAT TRANSFERS



PAD PRINTING

ESSENTIAL PRODUCT INFORMATION

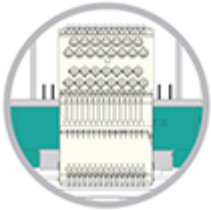
DECORATION SPEC SHEET

PORT AUTHORITY

C965 Port Authority® Large Bandana

Due to the nature of cotton/polyester blends, special care must be taken throughout the decoration process when heat is applied for curing. Please consult with your decorator or material supplier.

TIPS FROM OUR EXPERTS BY DECORATION TECHNIQUE



EMBROIDERY

Embroidery is the art of embellishing a piece of apparel with a needle and thread or yarn creating stunning visual representations of various types of art. This is achieved by converting logos in a digitizing software and using various stitch patterns, angles, density and stitch types to create depth, movement and detail. Thread can be made from many materials. The most commonly used threads are polyester and rayon. There are also options such as metallic, cotton, nylon, silk and even Nomex thread for fire resistance. Embroidery has a very high-perceived value and is popular for use on most apparel, bags, hats, luggage, blankets and more!



SCREEN PRINTING

An imprinting method in which the image is transferred to the fabric. Ink is squeegeed through a stenciled screen stretched over a frame and then cured in a dryer.

Low-cure poly inks are required. Grey or black bleed blockers may be necessary. Avoid hot-stacking when decorating 100% polyester, blends and pigment dye fabrics.



HEAT TRANSFERS

A graphic, name and or number applied to a textile with a heat press. Great for quantities of any size, sports name and numbering, fashion, performance wear, print on demand programs and on-site decorating events.

Heat transfers with low cure adhesive and bleed blockers are required for this product. Avoid hot-stacking when decorating 100% polyester, blends, and pigment dye fabrics.



PAD PRINTING

Pad printing uses a soft silicone pad to transfer an image taken from a plate etched with a reversed logo, similar to a rubber stamp. Images can be very small and detailed and can be up to 5½ inches in diameter. Pad printers are capable of printing up to six colors, however most industry printers use one to two colors at most when printing on apparel. Pad printing is a popular trend for tagless label printing. The prints are soft, durable and capable of high and low volume production. Pad printing is great for sling bags, totes and other items that are difficult to decorate, as well as styles that are heat sensitive.

Please consult with your decorator, distributor or supplier for further information. For any questions, please email orders@printwear.io | Visit Printwear.io