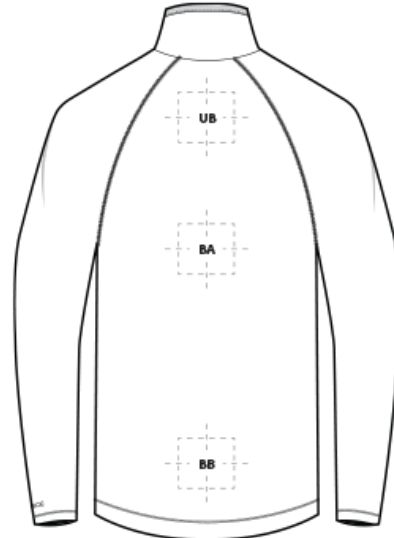
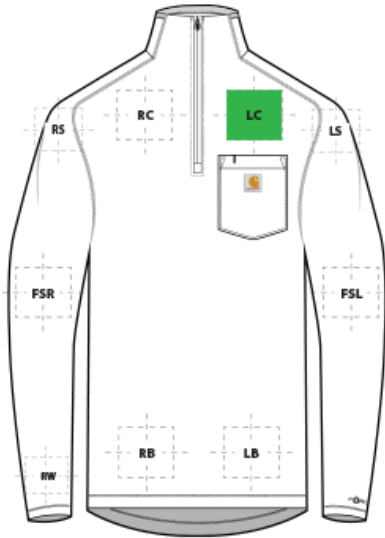


# DECORATION SPEC SHEET



## CT104255 Carhartt Force® 1/4-Zip Long Sleeve T-Shirt



### FRONT DECORATION DIMENSIONS

FRONT DECORATION DIMENSIONS			
<b>LB</b>	Left Bottom	4"H x 4"W	
<b>LC</b>	Left Chest	2"H x 4"W	Primary
<b>RB</b>	Right Bottom	4"H x 4"W	
<b>RC</b>	Right Chest	4"H x 4"W	

### BACK DECORATION DIMENSIONS

BACK DECORATION DIMENSIONS			
<b>BA</b>	Back	20"H x 14"W	
<b>BB</b>	Back Bottom	6"H X 14"W	
<b>UB</b>	Upper Back	4"H x 8"W	

### SLEEVE DECORATION DIMENSIONS

SLEEVE DECORATION DIMENSIONS			
<b>FSL</b>	Full Sleeve Left	4"H X 20"W	
<b>FSR</b>	Full Sleeve Right	4"H X 20"W	
<b>LS</b>	Left Shoulder	4"H x 4"W	
<b>RS</b>	Right Shoulder	4"H x 4"W	
<b>RW</b>	Right Wrist	3"H x 3"W	

Decoration range is dependent on product, decoration method and equipment used. Allow for 1/8" per size. Sizing is based off: Adult-L, Women's-M, Youth-L, Girls-M. Please consult with your decorator or supplier.

# DECORATION SPEC SHEET



## CT104255 Carhartt Force® 1/4-Zip Long Sleeve T-Shirt

### DECORATION TECHNIQUES



EMBROIDERY



SCREEN PRINTING



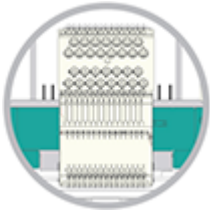
HEAT TRANSFERS



PAD PRINTING

### ESSENTIAL PRODUCT INFORMATION

### TIPS FROM OUR EXPERTS BY DECORATION TECHNIQUE



#### EMBROIDERY

Embroidery is the art of embellishing a piece of apparel with a needle and thread or yarn creating stunning visual representations of various types of art. This is achieved by converting logos in a digitizing software and using various stitch patterns, angles, density and stitch types to create depth, movement and detail. Thread can be made from many materials. The most commonly used threads are polyester and rayon. There are also options such as metallic, cotton, nylon, silk and even Nomex thread for fire resistance. Embroidery has a very high-perceived value and is popular for use on most apparel, bags, hats, luggage, blankets and more!



#### SCREEN PRINTING

An imprinting method in which the image is transferred to the fabric. Ink is squeegeed through a stenciled screen stretched over a frame and then cured in a dryer.

**Low-cure poly inks are required. Grey or black bleed blockers may be necessary. Avoid hot stacking when decorating 100% polyester, blends, and pigment dye fabrics. Do not use catch bins to avoid potential ghosting, zebra striping or dye migration. Do not package product until completely cool. Cooling stations are recommended.**



#### HEAT TRANSFERS

A graphic, name and or number applied to a textile with a heat press. Great for quantities of any size, sports name and numbering, fashion, performance wear, print on demand programs and on-site decorating events.

**Heat transfers with low cure adhesive and bleed blockers are required for this product. Avoid hot-stacking when decorating 100% polyester, blends, and**

# DECORATION SPEC SHEET



## CT104255 Carhartt Force® 1/4-Zip Long Sleeve T-Shirt

**pigment dye fabrics. Do not package product until completely cool. Cooling stations are recommended.**



### **PAD PRINTING**

Pad printing uses a soft silicone pad to transfer an image taken from a plate etched with a reversed logo, similar to a rubber stamp. Images can be very small and detailed and can be up to 5½ inches in diameter. Pad printers are capable of printing up to six colors, however most industry printers use one to two colors at most when printing on apparel. Pad printing is a popular trend for tagless label printing. The prints are soft, durable and capable of high and low volume production. Pad printing is great for sling bags, totes and other items that are difficult to decorate, as well as styles that are heat sensitive.