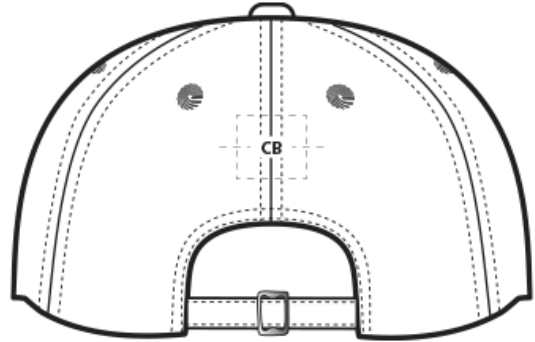
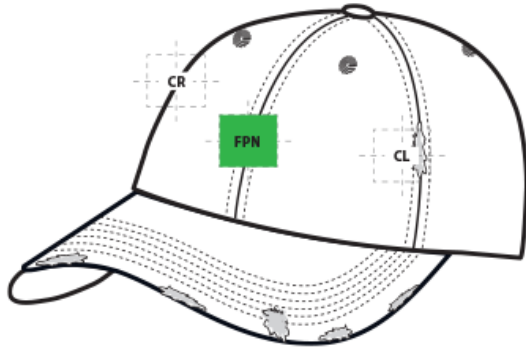


# DECORATION SPEC SHEET



## DT600 District® Distressed Cap



### FRONT DECORATION DIMENSIONS

<b>FPN</b>	Front Panel	1.5" H x 5"W (max size)	Primary
------------	-------------	-------------------------	---------

### BACK DECORATION DIMENSIONS

<b>CB</b>	Cap Back	1" H x 4"W (max size)	
-----------	----------	-----------------------	--

### SIDE DECORATION DIMENSIONS

<b>CL</b>	Cap Left	1.5"H x 2.75"W (max size)	
<b>CR</b>	Cap Right	1.5"H x 2.75"W (max size)	

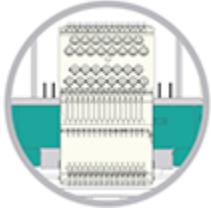
Decoration range is dependent on product, decoration method and equipment used. Allow for 1/8" per size. Sizing is based off: Adult-L, Women's-M, Youth-L, Girls-M. Please consult with your decorator or supplier.

### DECORATION TECHNIQUES

# DECORATION SPEC SHEET

**DIST  
RICT**®

DT600 District® Distressed Cap



**EMBROIDERY**



**SCREEN PRINTING**



**HEAT TRANSFERS**



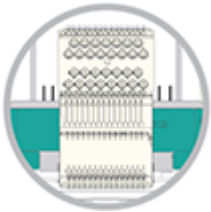
**PAD PRINTING**

## ESSENTIAL PRODUCT INFORMATION

---

## TIPS FROM OUR EXPERTS BY DECORATION TECHNIQUE

---



### **EMBROIDERY**

Embroidery is the art of embellishing a piece of apparel with a needle and thread or yarn creating stunning visual representations of various types of art. This is achieved by converting logos in a digitizing software and using various stitch patterns, angles, density and stitch types to create depth, movement and detail. Thread can be made from many materials. The most commonly used threads are polyester and rayon. There are also options such as metallic, cotton, nylon, silk and even Nomex thread for fire resistance. Embroidery has a very high-perceived value and is popular for use on most apparel, bags, hats, luggage, blankets and more!

**For best results, Cut Away backing is recommended for ease of finishing.**



### **SCREEN PRINTING**

An imprinting method in which the image is transferred to the fabric. Ink is squeegeed through a stenciled screen stretched over a frame and then cured in a dryer.



### **HEAT TRANSFERS**

A graphic, name and or number applied to a textile with a heat press. Great for quantities of any size, sports name and numbering, fashion, performance wear, print on demand programs and on-site decorating events.

# DECORATION SPEC SHEET

**DIST  
RICT**®

## DT600 District® Distressed Cap



### **PAD PRINTING**

Pad printing uses a soft silicone pad to transfer an image taken from a plate etched with a reversed logo, similar to a rubber stamp. Images can be very small and detailed and can be up to 5½ inches in diameter. Pad printers are capable of printing up to six colors, however most industry printers use one to two colors at most when printing on apparel. Pad printing is a popular trend for tagless label printing. The prints are soft, durable and capable of high and low volume production. Pad printing is great for sling bags, totes and other items that are difficult to decorate, as well as styles that are heat sensitive.