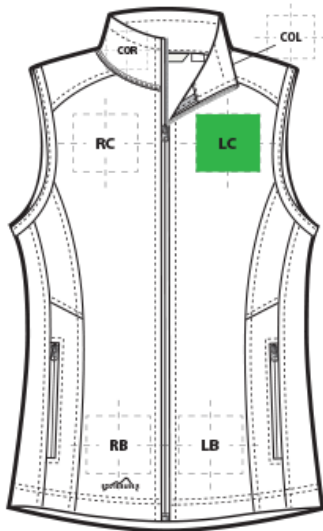


DECORATION SPEC SHEET

Eddie Bauer

EB205 Eddie Bauer® - Ladies Fleece Vest



FRONT DECORATION DIMENSIONS

FRONT DECORATION DIMENSIONS			
COL	Collar Left	2"H x 3"W	
COR	Collar Right	2"H x 3"W	
LB	Left Bottom	3.5"H x 3.5"W	
LC	Left Chest	4"H x 4" W	Primary
RB	Right Bottom	3.5"H x 3.5"W	
RC	Right Chest	4"H x 4" W	

BACK DECORATION DIMENSIONS

BACK DECORATION DIMENSIONS			
BA	Back	19"H x 8.5"W	
BB	Back Bottom	6"H x 14"W	
COBC	Collar Back	2"H x 6"W	
UB	Upper Back	3.5"H x 13"W	

Decoration range is dependent on product, decoration method and equipment used. Allow for 1/8" per size. Sizing is based off: Adult-L, Women's-M, Youth-L, Girls-M. Please consult with your decorator or supplier.

DECORATION TECHNIQUES

DECORATION SPEC SHEET

Eddie Bauer

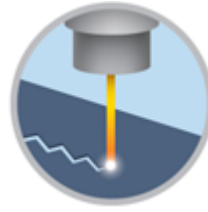
EB205 Eddie Bauer® - Ladies Fleece Vest



EMBROIDERY



EMBOSS



LASER ETCHING

ESSENTIAL PRODUCT INFORMATION

Due to the nature of 100% polyester fabrics, special care must be taken throughout the decoration process when heat is applied for curing. Please consult with your decorator or material supplier.

TIPS FROM OUR EXPERTS BY DECORATION TECHNIQUE



EMBROIDERY

Embroidery is the art of embellishing a piece of apparel with a needle and thread or yarn creating stunning visual representations of various types of art. This is achieved by converting logos in a digitizing software and using various stitch patterns, angles, density and stitch types to create depth, movement and detail. Thread can be made from many materials. The most commonly used threads are polyester and rayon. There are also options such as metallic, cotton, nylon, silk and even Nomex thread for fire resistance. Embroidery has a very high-perceived value and is popular for use on most apparel, bags, hats, luggage, blankets and more!

For best results, topical solvy is recommended. For high details logs consider a knock down stitch.



EMBOSS

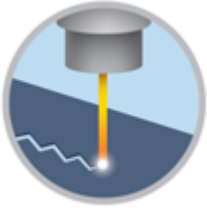
Embossing uses a metal-engraved die along with a combination of time and temperature to create a design that will not fade or wash away. An embossed logo is made when the areas surrounding the logo are pressed, creating a puffed or raised look. This method works well on cotton, polyester, leather, pleather, fleece and polar fleece fabrics. It is an extremely upscale look and a fresh alternative to traditional decorating techniques.

Darker colors and lighter weight garments may not give you the desired outcome.* *Please consult with your decorator, equipment, and consumable supplier.

DECORATION SPEC SHEET

Eddie Bauer

EB205 Eddie Bauer® - Ladies Fleece Vest



LASER ETCHING

Laser etching is a decorating process that burns a pattern into the top layer of fabric, giving it a subtle tone-on-tone appearance. The image the etching creates has an upscale look that is usually the same color but several shades darker than the original fabric's color. It works well with both big or small logos.

Test etch prior to production to dial in wattage and speed. Darker colors may not give you the desired outcome. ***Please consult with your decorator, equipment, and consumable supplier.***