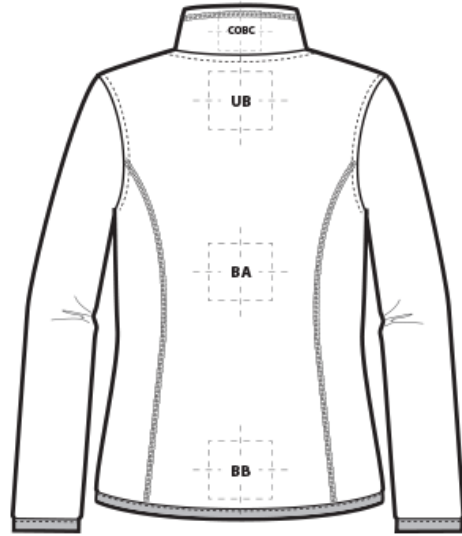
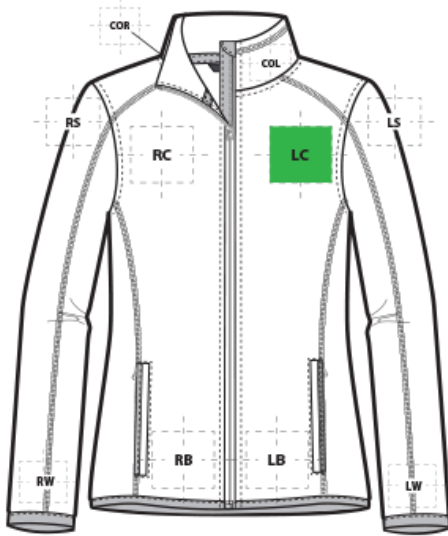


# DECORATION SPEC SHEET

PORT AUTHORITY.

## L232 Port Authority® Ladies Sweater Fleece Jacket



### FRONT DECORATION DIMENSIONS

FRONT DECORATION DIMENSIONS			
<b>COL</b>	Collar Left	2"H x 3"W	
<b>COR</b>	Collar Right	2"H x 3"W	
<b>LB</b>	Left Bottom	3"H x 2"W	
<b>LC</b>	Left Chest	4"Hx4"W	Primary
<b>RB</b>	Right Bottom	3"H x 2"W	
<b>RC</b>	Right Chest	4"Hx4"W	

### BACK DECORATION DIMENSIONS

BACK DECORATION DIMENSIONS			
<b>BA</b>	Back	24"H x 8"W	
<b>BB</b>	Back Bottom	6"H x 8"W	
<b>COBC</b>	Collar Back	2"H x 6"W	
<b>UB</b>	Upper Back	6"H x 12"W	

### SLEEVE DECORATION DIMENSIONS

SLEEVE DECORATION DIMENSIONS			
<b>LS</b>	Left Shoulder	5"H x 5"W	
<b>LW</b>	Left Wrist	3"H x 3"W	
<b>RS</b>	Right Shoulder	5"H x 5"W	
<b>RW</b>	Right Wrist	3"H x 3"W	

# DECORATION SPEC SHEET

PORT AUTHORITY

## L232 Port Authority® Ladies Sweater Fleece Jacket

Decoration range is dependent on product, decoration method and equipment used. Allow for 1/8" per size. Sizing is based off: Adult-L, Women's-M, Youth-L, Girls-M. Please consult with your decorator or supplier.

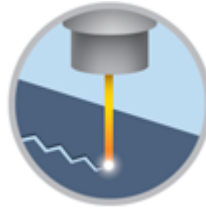
### DECORATION TECHNIQUES



EMBROIDERY



EMBOSS



LASER ETCHING

### ESSENTIAL PRODUCT INFORMATION

Due to the nature of 100% polyester fabrics, special care must be taken throughout the decoration process when heat is applied for curing. Please consult with your decorator or material supplier.

### TIPS FROM OUR EXPERTS BY DECORATION TECHNIQUE



#### EMBROIDERY

Embroidery is the art of embellishing a piece of apparel with a needle and thread or yarn creating stunning visual representations of various types of art. This is achieved by converting logos in a digitizing software and using various stitch patterns, angles, density and stitch types to create depth, movement and detail. Thread can be made from many materials. The most commonly used threads are polyester and rayon. There are also options such as metallic, cotton, nylon, silk and even Nomex thread for fire resistance. Embroidery has a very high-perceived value and is popular for use on most apparel, bags, hats, luggage, blankets and more!



#### EMBOSS

Embossing uses a metal-engraved die along with a combination of time and temperature to create a design that will not fade or wash away. An embossed logo is made when the areas surrounding the logo are pressed, creating a puffed or raised look. This method works well on cotton, polyester, leather, pleather, fleece and polar fleece fabrics. It is an extremely upscale look and a fresh alternative to traditional decorating techniques.

**\*Darker colors and lighter weight garments may not give you the desired outcome.\***  
**\*Please consult with your decorator, equipment, and consumable supplier.\***

# DECORATION SPEC SHEET

PORT AUTHORITY.

## L232 Port Authority® Ladies Sweater Fleece Jacket



### LASER ETCHING

Laser etching is a decorating process that burns a pattern into the top layer of fabric, giving it a subtle tone-on-tone appearance. The image the etching creates has an upscale look that is usually the same color but several shades darker than the original fabric's color. It works well with both big or small logos.

**\*Test etch prior to production to dial in wattage and speed. Darker colors may not give you the desired outcome.\*** **\*Please consult with your decorator, equipment, and consumable supplier.\***