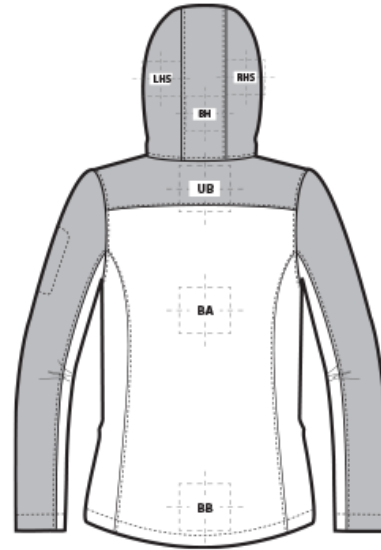
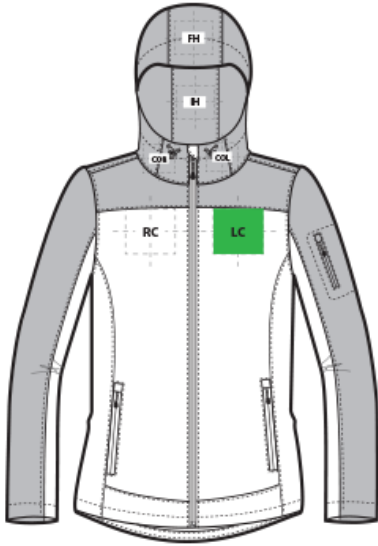


# DECORATION SPEC SHEET

PORT AUTHORITY.

## L335 Port Authority® Ladies Hooded Core Soft Shell Jacket



### FRONT DECORATION DIMENSIONS

|            |              |           |         |
|------------|--------------|-----------|---------|
| <b>COL</b> | Collar Left  | 2"H x 2"W |         |
| <b>COR</b> | Collar Right | 2"H x 2"W |         |
| <b>LC</b>  | Left Chest   | 4"H x 4"W | Primary |
| <b>RC</b>  | Right Chest  | 4"H x 4"W |         |

### BACK DECORATION DIMENSIONS

|           |             |             |  |
|-----------|-------------|-------------|--|
| <b>BA</b> | Back        | 18"H x 10"W |  |
| <b>BB</b> | Back Bottom | 6"H x 10"W  |  |
| <b>UB</b> | Upper Back  | 4"H x 14"W  |  |

### HOOD DECORATION DIMENSIONS

|            |                 |           |  |
|------------|-----------------|-----------|--|
| <b>BH</b>  | Back Hood       | 2"H x 3"W |  |
| <b>FH</b>  | Front Hood      | 2"H x 3"W |  |
| <b>IH</b>  | Inside Hood     | 2"H x 3"W |  |
| <b>LHS</b> | Left Hood Side  | 6"H x 6"W |  |
| <b>RHS</b> | Right Hood Side | 6"H x 6"W |  |

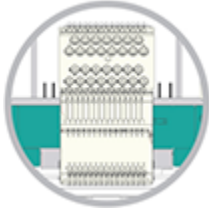
Decoration range is dependent on product, decoration method and equipment used. Allow for 1/8" per size. Sizing is based off: Adult-L, Women's-M, Youth-L, Girls-M. Please consult with your decorator or supplier.

# DECORATION SPEC SHEET

PORT AUTHORITY

L335 Port Authority® Ladies Hooded Core Soft Shell Jacket

## DECORATION TECHNIQUES



EMBROIDERY



SCREEN PRINTING



HEAT TRANSFERS



EMBOSS



PAD PRINTING

## ESSENTIAL PRODUCT INFORMATION

Due to the nature of 100% polyester fabrics, special care must be taken throughout the decoration process when heat is applied for curing. Please consult with your decorator or material supplier.

Due to the nature of water proof coatings, special care must be taken throughout the decoration process. An ink catalyst additive or special adhesive heat transfer is required. Please consult with your decorator or material supplier.

## TIPS FROM OUR EXPERTS BY DECORATION TECHNIQUE



### EMBROIDERY

Embroidery is the art of embellishing a piece of apparel with a needle and thread or yarn creating stunning visual representations of various types of art. This is achieved by converting logos in a digitizing software and using various stitch patterns, angles, density and stitch types to create depth, movement and detail. Thread can be made from many materials. The most commonly used threads are polyester and rayon. There are also options such as metallic, cotton, nylon, silk and even Nomex thread for fire resistance. Embroidery has a very high-perceived value and is popular for use on most apparel, bags, hats, luggage, blankets and more!

# DECORATION SPEC SHEET

PORT AUTHORITY

## L335 Port Authority® Ladies Hooded Core Soft Shell Jacket

**In order to maintain waterproof integrity, please consult with your decorator, equipment, and consumable supplier for best practices. Water Proof/Coated Fabric with bonded barrier- 65/9 or 70/10 coated Sharp Point**



### SCREEN PRINTING

An imprinting method in which the image is transferred to the fabric. Ink is squeegeed through a stenciled screen stretched over a frame and then cured in a dryer.

**Low-cure poly inks are required. Grey or black bleed blockers may be necessary. Bonding catalysts may be required for stain release, water resistant/waterproof coated and nylon fabrics.**



### HEAT TRANSFERS

A graphic, name and or number applied to a textile with a heat press. Great for quantities of any size, sports name and numbering, fashion, performance wear, print on demand programs and on-site decorating events.

**Heat transfers with an aggressive adhesive are required for stain release, water resistant/waterproof coated and nylon fabrics. Consult with your transfer supplier for recommendations.**



### EMBOSS

Embossing uses a metal-engraved die along with a combination of time and temperature to create a design that will not fade or wash away. An embossed logo is made when the areas surrounding the logo are pressed, creating a puffed or raised look. This method works well on cotton, polyester, leather, pleather, fleece and polar fleece fabrics. It is an extremely upscale look and a fresh alternative to traditional decorating techniques.

**\*Darker colors and lighter weight garments may not give you the desired outcome.\* \*Please consult with your decorator, equipment, and consumable supplier.\***



### PAD PRINTING

Pad printing uses a soft silicone pad to transfer an image taken from a plate etched with a reversed logo, similar to a rubber stamp. Images can be very small and detailed and can be up to 5½ inches in diameter. Pad printers are capable of printing up to six colors, however most industry printers use one to two colors at most when printing on apparel. Pad printing is a popular trend for tagless label printing. The prints are soft, durable and capable of high and low volume production. Pad printing is great for sling bags, totes and other items that are difficult to decorate, as well as styles that are heat sensitive.

**Please consult with your decorator, distributor or supplier for further information. For any questions, please email [orders@printwear.io](mailto:orders@printwear.io) | Visit [Printwear.io](http://Printwear.io)**