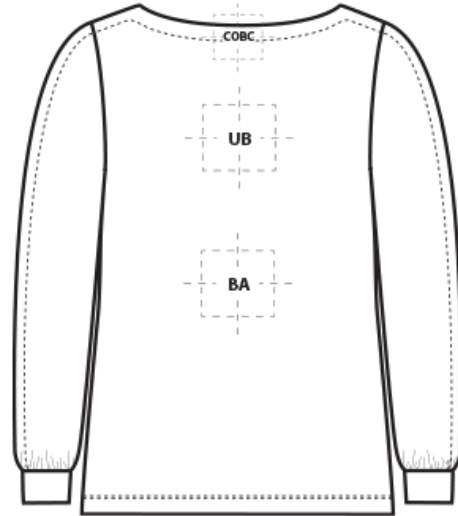
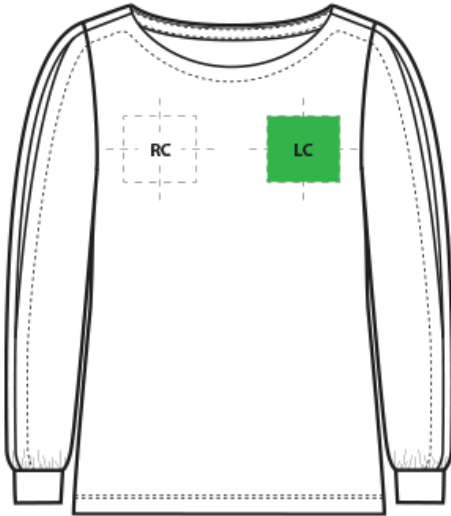


DECORATION SPEC SHEET

PORT AUTHORITY.

LK5600 Port Authority® Ladies Luxe Knit Jewel Neck Top



FRONT DECORATION DIMENSIONS

LC	Left Chest	3"H x 3" W	Primary
RC	Right Chest	3"H x 3" W	

BACK DECORATION DIMENSIONS

BA	Back	14"H x 10"W	
COBC	Collar Back	1"H x 3"W	
UB	Upper Back	4"H x 10"W	

Decoration range is dependent on product, decoration method and equipment used. Allow for 1/8" per size. Sizing is based off: Adult-L, Women's-M, Youth-L, Girls-M. Please consult with your decorator or supplier.

DECORATION TECHNIQUES



EMBROIDERY



SCREEN PRINTING



PAD PRINTING

DECORATION SPEC SHEET

PORT AUTHORITY

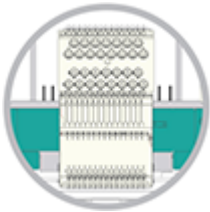
LK5600 Port Authority® Ladies Luxe Knit Jewel Neck Top

ESSENTIAL PRODUCT INFORMATION

Due to the nature of 100% polyester fabrics, special care must be taken throughout the decoration process when heat is applied for curing. Please consult with your decorator or material supplier.

Due to the nature of nylon, special care must be taken throughout the decoration process when heat is applied for curing. Please consult with your decorator or material supplier.

TIPS FROM OUR EXPERTS BY DECORATION TECHNIQUE



EMBROIDERY

Embroidery is the art of embellishing a piece of apparel with a needle and thread or yarn creating stunning visual representations of various types of art. This is achieved by converting logos in a digitizing software and using various stitch patterns, angles, density and stitch types to create depth, movement and detail. Thread can be made from many materials. The most commonly used threads are polyester and rayon. There are also options such as metallic, cotton, nylon, silk and even Nomex thread for fire resistance. Embroidery has a very high-perceived value and is popular for use on most apparel, bags, hats, luggage, blankets and more!

Performance or poly mesh backing is recommended; it is the best to stabilize light weight soft fabrics. For best results on Lycra and Spandex, a Ball Point needle is recommended.



SCREEN PRINTING

An imprinting method in which the image is transferred to the fabric. Ink is squeegeed through a stenciled screen stretched over a frame and then cured in a dryer.

Grey or Black Bleed Blocker; Low Cure Poly Inks; 100% Poly, Blends, and Pigment Dye: Avoid hot stacking and catch bins.; *Please consult with your decorator, equipment, and consumable supplier.*



PAD PRINTING

Pad printing uses a soft silicone pad to transfer an image taken from a plate etched with a reversed logo, similar to a rubber stamp. Images can be very small and detailed and can be up to 5½ inches in diameter. Pad printers are capable of printing up to six colors, however most industry printers use one to two colors at most when printing on apparel. Pad printing is a popular trend for tagless label printing. The prints are soft, durable and capable of high and low volume production. Pad printing is great for sling bags, totes and other items that are difficult to decorate, as well as styles that are heat sensitive.

Please consult with your decorator, distributor or supplier for further information. For any questions, please email orders@printwear.io | Visit Printwear.io