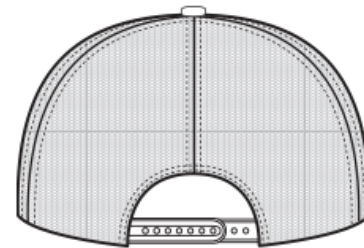
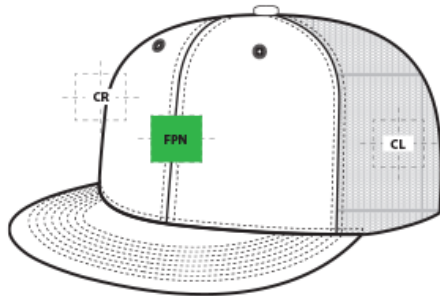


# DECORATION SPEC SHEET



## NE4030 New Era<sup>®</sup> Standard Fit Snapback Trucker Cap



### FRONT DECORATION DIMENSIONS

|            |             |         |         |
|------------|-------------|---------|---------|
| <b>FPN</b> | Front Panel | 3"Hx4"W | Primary |
|------------|-------------|---------|---------|

### SIDE DECORATION DIMENSIONS

|           |           |         |  |
|-----------|-----------|---------|--|
| <b>CL</b> | Cap Left  | 2"Hx3"W |  |
| <b>CR</b> | Cap Right | 2"Hx3"W |  |

Decoration range is dependent on product, decoration method and equipment used. Allow for 1/8" per size. Sizing is based off: Adult-L, Women's-M, Youth-L, Girls-M. Please consult with your decorator or supplier.

### DECORATION TECHNIQUES



**EMBROIDERY**



**SCREEN PRINTING**



**HEAT TRANSFERS**



**PAD PRINTING**

# DECORATION SPEC SHEET



## NE4030 New Era<sup>®</sup> Standard Fit Snapback Trucker Cap

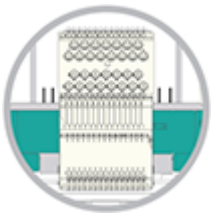
### ESSENTIAL PRODUCT INFORMATION

---

**Due to the nature of 100% polyester fabrics, special care must be taken throughout the decoration process when heat is applied for curing. Please consult with your decorator or material supplier.**

### TIPS FROM OUR EXPERTS BY DECORATION TECHNIQUE

---



#### **EMBROIDERY**

Embroidery is the art of embellishing a piece of apparel with a needle and thread or yarn creating stunning visual representations of various types of art. This is achieved by converting logos in a digitizing software and using various stitch patterns, angles, density and stitch types to create depth, movement and detail. Thread can be made from many materials. The most commonly used threads are polyester and rayon. There are also options such as metallic, cotton, nylon, silk and even Nomex thread for fire resistance. Embroidery has a very high-perceived value and is popular for use on most apparel, bags, hats, luggage, blankets and more!

**For best results, digitize bottom up and center out**

**For best results, sewing over a thick center seam recommend using a larger needle such as an 80/12 sharp**



#### **SCREEN PRINTING**

An imprinting method in which the image is transferred to the fabric. Ink is squeegeed through a stenciled screen stretched over a frame and then cured in a dryer.

**Low-cure poly inks are required. Grey or black bleed blockers may be necessary.**

**For best results, manual press or specialty equipment may be required**

**For best results on a sublimated or camo pattern, use black bleed blocker under base**



#### **HEAT TRANSFERS**

A graphic, name and or number applied to a textile with a heat press. Great for quantities of any size, sports name and numbering, fashion, performance wear, print on demand programs and on-site decorating events.

**Heat transfers with low cure adhesive and bleed blockers are required for this product.**

# DECORATION SPEC SHEET



## NE4030 New Era<sup>®</sup> Standard Fit Snapback Trucker Cap

**For best results on a sublimated or camo pattern, use low-cure black bleed blocker**



### **PAD PRINTING**

Pad printing uses a soft silicone pad to transfer an image taken from a plate etched with a reversed logo, similar to a rubber stamp. Images can be very small and detailed and can be up to 5½ inches in diameter. Pad printers are capable of printing up to six colors, however most industry printers use one to two colors at most when printing on apparel. Pad printing is a popular trend for tagless label printing. The prints are soft, durable and capable of high and low volume production. Pad printing is great for sling bags, totes and other items that are difficult to decorate, as well as styles that are heat sensitive.