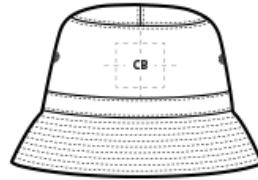
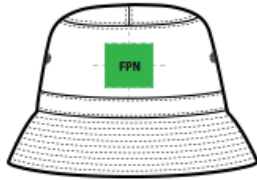


DECORATION SPEC SHEET

PORT AUTHORITY

PWSH2 Port Authority® Bucket Hat



FRONT DECORATION DIMENSIONS

| | | | |
|------------|-------------|---------|---------|
| FPN | Front Panel | 2"HX7"W | Primary |
|------------|-------------|---------|---------|

BACK DECORATION DIMENSIONS

| | | | |
|-----------|----------|---------|--|
| CB | Cap Back | 2"HX7"W | |
|-----------|----------|---------|--|

Decoration range is dependent on product, decoration method and equipment used. Allow for 1/8" per size. Sizing is based off: Adult-L, Women's-M, Youth-L, Girls-M. Please consult with your decorator or supplier.

DECORATION TECHNIQUES



EMBROIDERY



SCREEN PRINTING



HEAT TRANSFERS



DIGITAL TEXTILE PRINTING (DTG)

DECORATION SPEC SHEET

PORT AUTHORITY

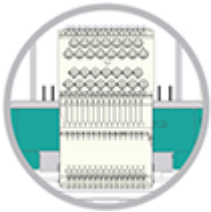
PWSH2 Port Authority® Bucket Hat



PAD PRINTING

ESSENTIAL PRODUCT INFORMATION

TIPS FROM OUR EXPERTS BY DECORATION TECHNIQUE



EMBROIDERY

Embroidery is the art of embellishing a piece of apparel with a needle and thread or yarn creating stunning visual representations of various types of art. This is achieved by converting logos in a digitizing software and using various stitch patterns, angles, density and stitch types to create depth, movement and detail. Thread can be made from many materials. The most commonly used threads are polyester and rayon. There are also options such as metallic, cotton, nylon, silk and even Nomex thread for fire resistance. Embroidery has a very high-perceived value and is popular for use on most apparel, bags, hats, luggage, blankets and more!

This product may require a Specialty Cap Frame. Please consult with your equipment or consumable supplier for recommended accessories.

For best results, Cut Away backing is recommended for ease of finishing.



SCREEN PRINTING

An imprinting method in which the image is transferred to the fabric. Ink is squeegeed through a stenciled screen stretched over a frame and then cured in a dryer.

****Due to the nature of pigment dye fabrics, a low cure cotton plastisol with a catalyst additive is required for proper ink adhesion. A grey or black barrier bleed blocker is suggested.* For best results, manual press or specialty equipment may be required***



HEAT TRANSFERS

A graphic, name and or number applied to a textile with a heat press. Great for quantities of any size, sports name and numbering, fashion, performance wear, print on demand programs and on-site decorating events.

DECORATION SPEC SHEET

PORT AUTHORITY.

PWSH2 Port Authority® Bucket Hat



DIGITAL TEXTILE PRINTING (DTG)

Direct to garment (DTG) is the art of printing a graphic directly onto a piece of apparel using digital ink jet technology. A DTG Printer is similar to a large ink jet printer that uses specialized inks and garment pre-treatments that allow the ink to adhere and stay vibrant. This decoration method is ideal for art that is designed in full color with fades, shadows, gradients, high detail and photo realistic elements. DTG is primarily used on cotton fabrics, however recent advancements in technology have made printing on cotton/poly blends and 100% polyester possible.

Due to possible staining and discoloration, test print prior to production



PAD PRINTING

Pad printing uses a soft silicone pad to transfer an image taken from a plate etched with a reversed logo, similar to a rubber stamp. Images can be very small and detailed and can be up to 5½ inches in diameter. Pad printers are capable of printing up to six colors, however most industry printers use one to two colors at most when printing on apparel. Pad printing is a popular trend for tagless label printing. The prints are soft, durable and capable of high and low volume production. Pad printing is great for sling bags, totes and other items that are difficult to decorate, as well as styles that are heat sensitive.

Please consult with your decorator, distributor or supplier for further information. For any questions, please email orders@printwear.io | Visit Printwear.io