



- Relaxed, drapey fit
- Tear-away label
- Side seamed
- Low-cut armholes
- Curved bottom hem
- Solid Colors: 3.7-ounce, 65/35 poly/viscose, 32 singles
- Athletic Heather: 52/48 poly/viscose
- Black Heather: 80/20 rayon/poly
- Heather Navy: 70/30 rayon/poly
- Marble Colors: 3.5-ounce, 91/9 poly/Airlume combed and ring spun cotton, 32 singles
- Vintage Slub Colors: 4-ounce, 50/37.5/12.5 poly/Airlume combed and ring spun cotton/rayon, 32 singles
- Solid Black Slub: 4-ounce, 40/30/30 poly/Airlume combed and ring spun cotton/rayon, 32 singles



front



back

CARE INSTRUCTIONS

Machine wash warm, inside out, with like colors. Only non-chlorine bleach. Tumble dry low. Medium iron. Do not iron decoration. Do not dry clean.

HOW TO MEASURE


























BUST

Measure under the arm and around the fullest part of the bust with arms down, keeping tape horizontal.

SIZE CHART

	S	M	L	XL	2XL
Size	6-8	8-10	10-12	14-18	20-22
Chest	30-32	32-33 1/2	33 1/2- 35 1/2	35 1/2- 37 1/2	37 1/2- 39 1/2

COLOR INFORMATION

 Asphalt Slub PMS 425C	 Athletic Heather PMS 7538U	 Black PMS BLACK C	 Black Heather PMS BLACK 7CP	 Black Marble PMS BLACK 7C	 Charcoal Black Slub PMS 426C	 Dark Grey Heather PMS COOL GREY 11C	 Denim Slub PMS 2223UP	 Dusty Blue PMS 5645 CP	 Heather Deep Teal PMS 7470UP	 Heather Navy PMS 7546CP
 Heather Olive PMS 7497CP	 Maroon PMS 7428C	 Mauve PMS 2341CP	 Military Green PMS 2410UP	 Mint PMS 344C	 Peach PMS 7520C	 Red PMS 200C	 Sunset PMS 2024UP	 Teal PMS 2398U	 True Royal Marble PMS 293CP	 White PMS WHIT C
 White Marble PMS COOL GREY 3C										

