

PORT AUTHORITY

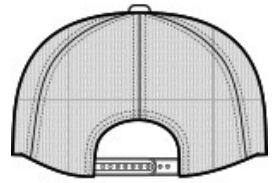
Port Authority® Low-Profile Snapback Trucker Cap. C112LP



Fabric: 100% cotton twill front panels and bill (Solids) 65/35 polyester/cotton twill front panels and bill (Heathers) 100% polyester mesh mid and back panels Structure: Structured Profile: Low Closure: 7-position adjustable snapback



front



back

HOW TO MEASURE
















HATS

Measure the circumference around the head, above the eyebrow and at the widest part of the head. Divide number by 3.14 for hat size.

SIZE CHART

	OSFA
Hat Size	6 5/8- 8
Head Size	20 7/8- 25 1/8

COLOR INFORMATION

										
Black PMS NTR BLACK C	Black/ White PMS NTR BLACK C	Bright Seafoam/ Ecru PMS 3375C	Carolina Blue/ Ecru PMS 646C	Dress Blue Navy Heather/ Silver Mist PMS 2380C	Flame Red/ White PMS 201C	Grey Steel PMS NO MATCH	Grey Steel/ White PMS NO MATCH	Heather Grey/ Black PMS COOL GRAY 9C	Heather Grey/ Grey Steel PMS COOL GRAY 9C	Heather Grey/ White PMS COOL GRAY 9C
										
Patriot Blue/ White PMS 2758C	Rich Navy/ White PMS 7547C	Soft Coral/ Ecru PMS 1625C	True Blue Heather/ Silver Mist PMS 654C							