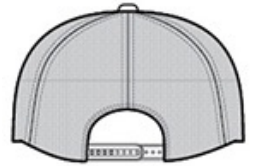




Fabric: 60/40 cotton/poly front panels; 100% polyester mesh back panels, 98/2 cotton/spandex front panels; 100% polyester mesh back panels (Multicam) Structure: Structured Profile: High Closure: 7-position adjustable snap



front



back

HOW TO MEASURE














HATS

Measure the circumference around the head, above the eyebrow and at the widest part of the head. Divide number by 3.14 for hat size.

SIZE CHART

	OSFA
Hat Size	6 5/8- 7 5/8
Head Size	20 3/4- 23 7/8

COLOR INFORMATION

										
Black/ Black PMS NTR BLACK C	Black/ White PMS BLACK C	Chocolate Brown/ Khaki PMS 412C	Graphite/ Black PMS 7540C	Graphite/ Graphite PMS 7540C	Graphite/ White PMS 7540C	Heather Grey/ Black PMS COOL GREY 9C	Multicam PMS PATTERNED	Multicam Black PMS PATTERNED	Olive/ Khaki PMS 7763C	True Navy/ True Navy PMS 533C
										
True Navy/ White PMS 533C	True Royal/ White PMS 7687C									